
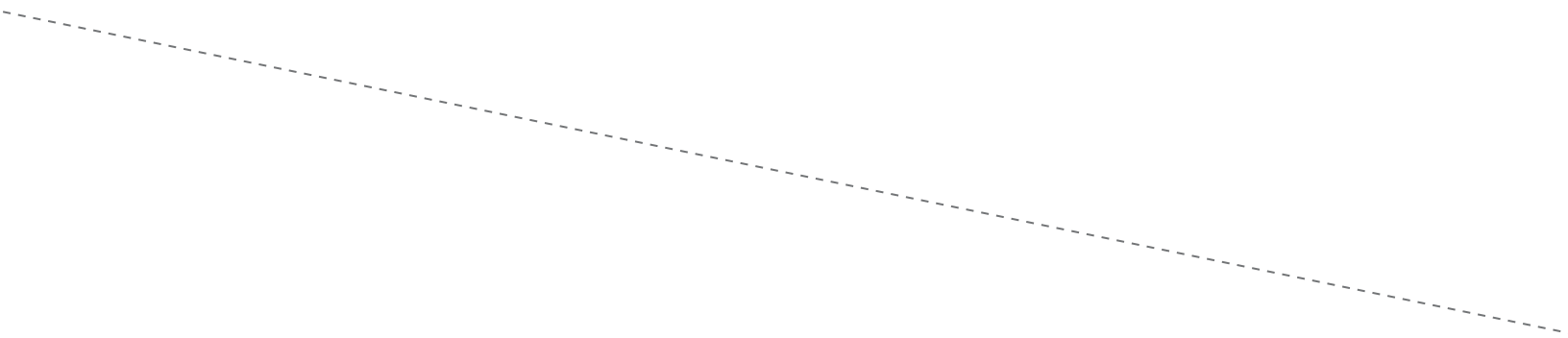





Batwing0408Medium.pdf 8/17/2005 9:47:31 PM












0408BATWING MEDIUM
Front & Back
Cut 2 - place on grain






place on fold






0408 SUNDRESS MEDIUM
Waistband
Cut 2 - place on grain







place on fold




0408 BATWING ME
Waistband
Cut 2 - place on g





MEDIUM
rain




ATTN: PRINT
PLEASE NO
pattern is to s




Individuals. www.fitzpatterns.com.au



TER
TE: to ensure
scale this box



0408 SUNDRESS MEDIUM
Back
Cut 1 - place on grain




place on fold





0408 SUNDRESS MEDIUM
Front
Cut 1 - place on grain



must measure
100mm.



© 2004 - Fitz patterns. All rights reserved.
Patterns are protected by Australia
Treaties. No part of this pattern/design
reproduced or transmitted in any form
mechanical, including photocopying,
storage and retrieval system without
Fitz Patterns. Fitz Patterns presents this
warranty is given, nor are results guaranteed.




e 100mm x



reserved. Designs and Patterns by Fitz
an Copyright Laws and International
esign and or its written content may be
orm or by any means, electronic or
g, recording, or by any information
ut the express written consent of Fitz
is information in good faith. No
uaranteed.




For making individuals. www.fitzpatterns.com.au



For making







0408 SUNDRESS MEDIUM
Skirt
Cut 2 - place on grain



